

# RGBW-LED Light's

Remote control instruction

## Mode:

Short press run the next dynamic mode, long press 2s run mode cycle.

Dynamic mode list:

1. RGB jump
2. RGB smooth
3. 6 color jump
4. 6 color smooth
5. Yellow cyan purple smooth
6. RGB fade in and out
7. Red fade in and out
8. Green fade in and out
9. Blue fade in and out
10. White fade in and out

## Color wheel:

Touch to change static RGB color.

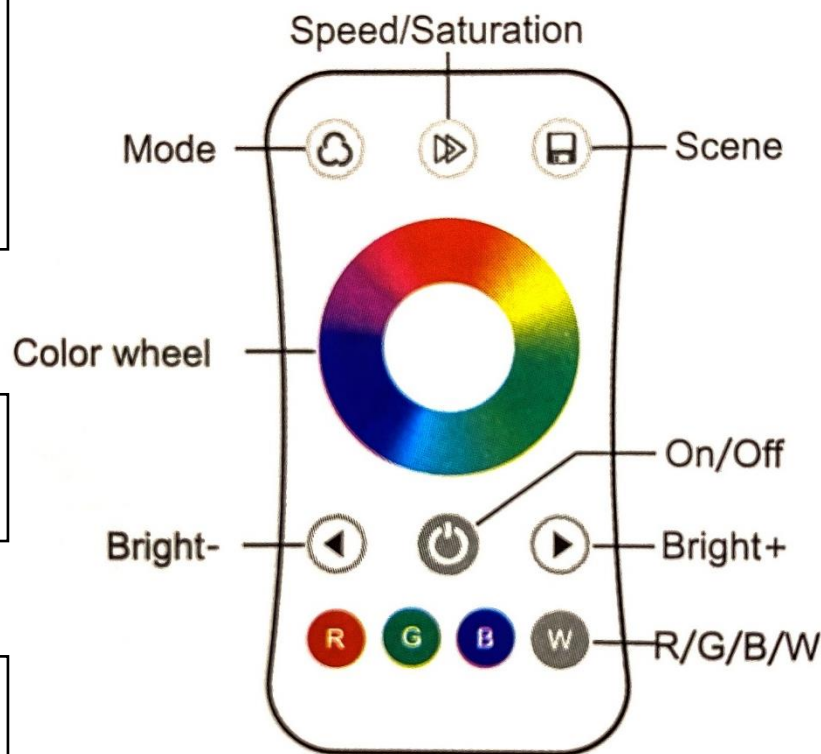
## Bright +/- :

Adjust brightness, short press 10 levels, long press 1-5s for continuous 256 levels adjustment.

## Speed/Saturation:

For dynamic mode, adjust speed, short press 10 levels, long press 2s get the default speed.

For static RGB color, adjust saturation, change current static RGB color to mixed white slowly, short press 11 levels, long press 1-5s for continuous 256 levels adjustment.



## Scene:

Short press recall the scene, long press 2s save current color into the scene.

## On/Off:

Turn on/off light.

## R/G/B:

Short press get red, green or blue color directly. Long press 1-5s to adjust R/G/B brightness continuously.

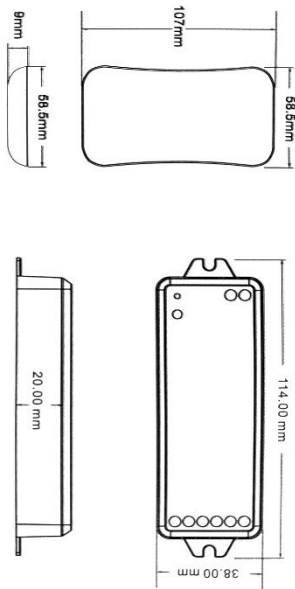
## W:

Short press turn on/off W channel, long press 1-5s to adjust W brightness continuously, namely change saturation by add white color slowly.

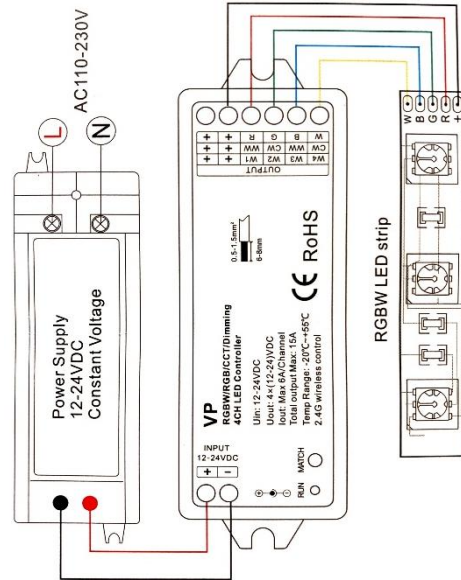
# RGBW-LED Light's

## Technique Information

### Dimension:



### Connection guide:



### Match guide:

#### Use Match Key

1. Match: Short press match key of the receiver, then press on/off key of the remote within 5s.
2. Delete: Long press match key of the receiver for 5s, delete all matched remote.

#### Use Power-up

1. Match: Switch off the power, then switch on power again, short press on/off key 3 times on the remote quickly within 5s after power on, the link is done once the light blinks 3 times.
2. Delete: Switch off the power, then switch on power again, short press on/off key 5 times on the remote quickly within 5s after power on, the unlink is done once the light blinks 5 times.

### Feature:

The RGBW LED controller set is designed with ultra sensitive touch color wheel to adjust color fast and accurately, Independent dimming function of each R, G, B, W channel to achieve millions of colors. Built-in 10 dynamic mode can create fancy lighting effects, also you can save scene what you like.

- Mini style controller with 4 channel constant voltage output.
- Smooth dimming and switch without any flickering.
- Built in 10 mode, include jump or gradual change style.
- Adopt 2.4GHz wireless technology, remote distance up to 30m.
- Auto-transmitting function, one receiver can transmit the signal from the remote to another receiver within 15m, so the remote-control distance can be beyond 100m.
- Auto-synchronization function, different receivers can work synchronously when they are controlled by the same remote, under same dynamic mode and same speed.
- Work with power repeater to expand output unlimitedly.

### Technical data:

#### LED Remote

- Output signal: RF(2.4GHz)
- Working voltage: 3VDC(CR2032)
- Standby time: 1year
- Remote distance: 30m
- Size: L107 x W58.5 x H9mm

#### LED Receiver

- Input voltage: 12-24VDC
- Output type: PWM constant voltage
- Output current: max 6A/CH, Total max 15A
- Size: L114 x W38 x H20mm

### Safety information:

1. The product shall be installed and serviced by a qualified person.
2. This product is non-waterproof. Please avoid the sun and rain.
3. Good heat dissipation will prolong the working life of the controller, please ensure good ventilation.
4. Please check if the output voltage of any power supplies used comply with the working voltage of the products.
5. Ensure all wire connections and polarities are correct and secure before applying power to avoid any damages to the LED lights.
6. If a fault occurs, please return the product to your supplier. Do not attempt to fix this product by yourself.