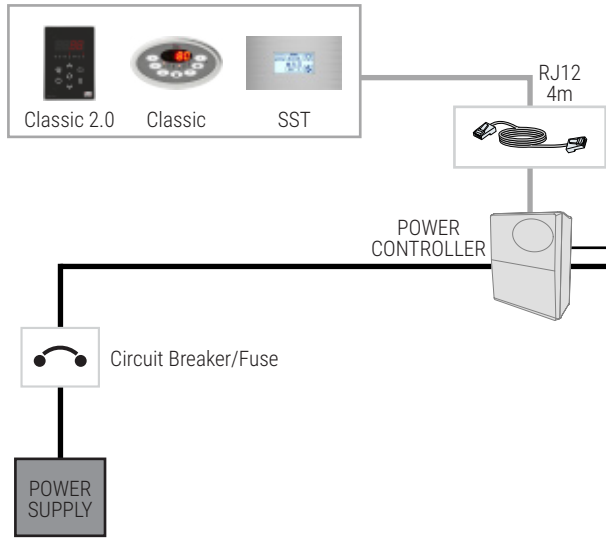


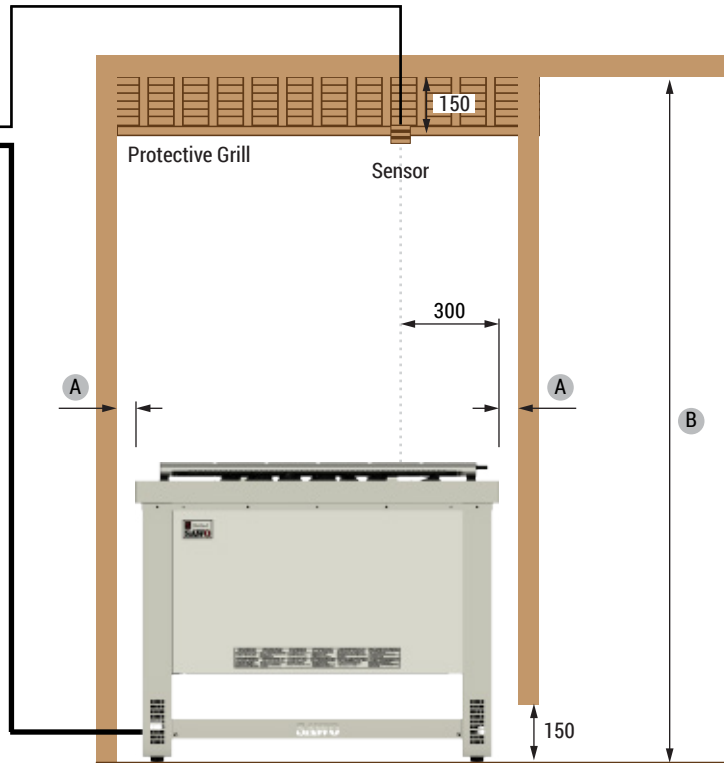


# HELIUS HEATER- Installation Diagram for Separate Control (NS)

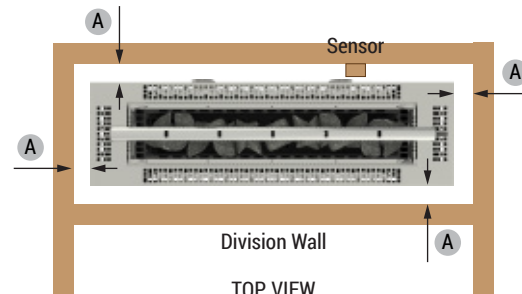


**NOTE!**  
Do not place the sensors too near to air ventilation (not under 1000mm) or not under 500mm from air ventilation, which is directed away from sensors.

**NOTE!**  
Heliuss can be without division wall. When division wall is not being used, check the sensor location from heater control manual.



FRONT VIEW



TOP VIEW

## Minimum Safety Distances

### Residential Use

Heater Model	A	B
HES-45NS	5	1900
HES-60NS	5	1900
HES-75NS	5	1900
HES-90NS	5	1900

### Commercial Use

Heater Model	A	B
HES-45NS	50	1900
HES-60NS	50	1900
HES-75NS	50	1900
HES-90NS	50	1900